

This article was downloaded by:

On: 26 January 2011

Access details: *Access Details: Free Access*

Publisher *Taylor & Francis*

Informa Ltd Registered in England and Wales Registered Number: 1072954 Registered office: Mortimer House, 37-41 Mortimer Street, London W1T 3JH, UK



Organic Preparations and Procedures International

Publication details, including instructions for authors and subscription information:

<http://www.informaworld.com/smpp/title~content=t902189982>

Synthesis and Structure of Tetratosyl Bora Derivatives of Resorcinarenes From l-Proline and l-Prolinol

Barbara Gawdzik^a; Alicja Wzorek^a; Jochen Mattay^b; Waldemar Iwanek^a

^a Jan Kochanowski University, Institute of Chemistry, Kielce, Poland ^b Fakultät für Chemie, Universität Bielefeld, Bielefeld, Germany

To cite this Article Gawdzik, Barbara , Wzorek, Alicja , Mattay, Jochen and Iwanek, Waldemar(2009) 'Synthesis and Structure of Tetratosyl Bora Derivatives of Resorcinarenes From l-Proline and l-Prolinol', *Organic Preparations and Procedures International*, 41: 3, 217 – 227

To link to this Article: DOI: 10.1080/00304940902955939

URL: <http://dx.doi.org/10.1080/00304940902955939>

PLEASE SCROLL DOWN FOR ARTICLE

Full terms and conditions of use: <http://www.informaworld.com/terms-and-conditions-of-access.pdf>

This article may be used for research, teaching and private study purposes. Any substantial or systematic reproduction, re-distribution, re-selling, loan or sub-licensing, systematic supply or distribution in any form to anyone is expressly forbidden.

The publisher does not give any warranty express or implied or make any representation that the contents will be complete or accurate or up to date. The accuracy of any instructions, formulae and drug doses should be independently verified with primary sources. The publisher shall not be liable for any loss, actions, claims, proceedings, demand or costs or damages whatsoever or howsoever caused arising directly or indirectly in connection with or arising out of the use of this material.

Synthesis and Structure of Tetratosyl Bora Derivatives of Resorcinarenes From L-Proline and L-Prolinol

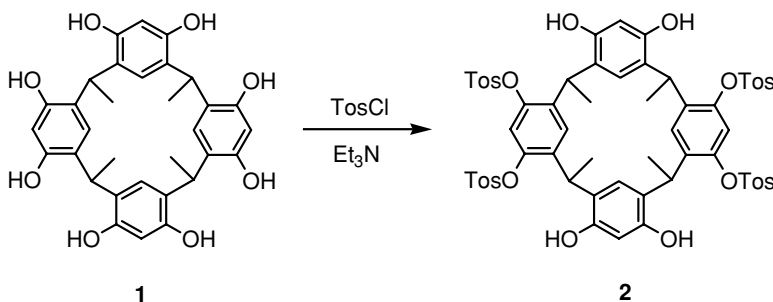
Barbara Gawdzik,¹ Alicja Wzorek,¹ Jochen Mattay,²
and Waldemar Iwanek¹

¹ Jan Kochanowski University, Institute of Chemistry, Świętokrzyska 15G,
25406 Kielce, Poland

²Fakultät für Chemie, Universität Bielefeld, Universitätsstr. 25,
33615 Bielefeld, Germany

Organoboron compounds play an important role in asymmetric synthesis. In particular, the oxazaborolidines are highly useful as excellent chiral catalysts for the asymmetric reduction of prochiral ketones as well as for the other enantioselective reactions.^{1–4} Formation of strong intramolecular coordinate bonds between the nitrogen and the boron atoms provides many possibilities for the synthesis of new hetero- or macrocyclic compounds.^{5–9} In addition, some of these compounds have been recognized as biologically active substances.¹⁰ Examples of the synthesis of chiral boron derivatives of resorcinarene have been reported.^{11–14} Herein we describe the synthesis of new chiral di-boron derivatives of resorcinarenes from tetratosylresorcinarene, L-proline and L-prolinol.

The reaction of resorcinarene **1** with tosyl chloride in the presence of triethylamine gave the tetratosyl derivative of resorcinarene **2** in good yields (67%),¹⁵ as shown in *Scheme 1*, that is consistent with the literature data.

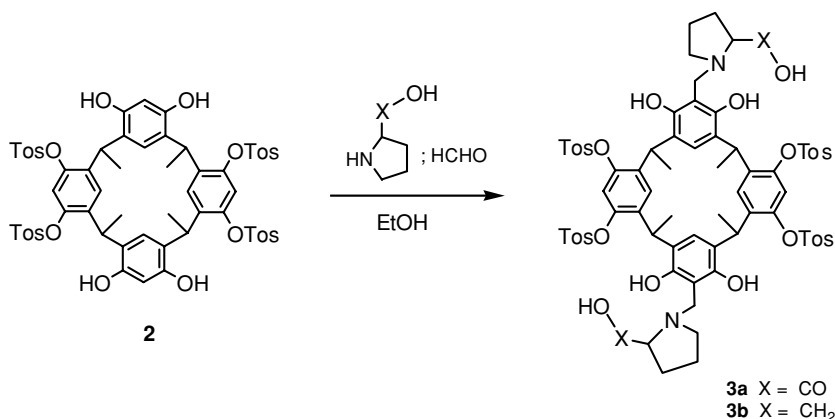


Scheme 1

Received October 2, 2008; in final form March 20, 2009

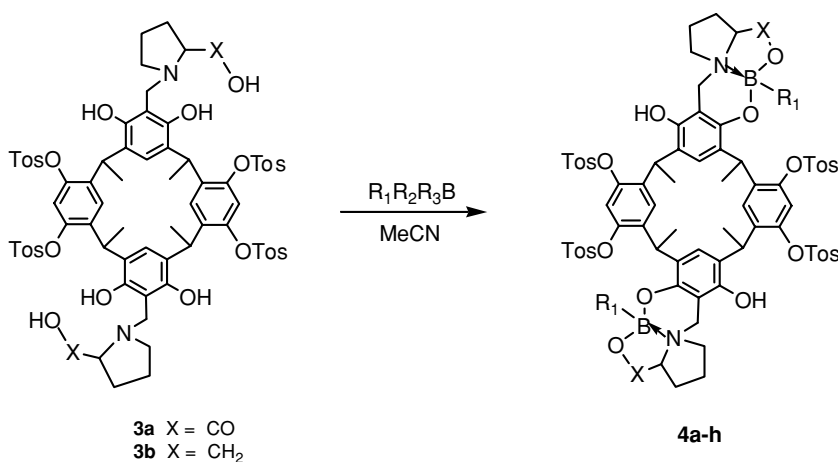
Address correspondence to Waldemar Iwanek, Jan Kochanowski University, Institute of Chemistry, Świętokrzyska 15G, 25406 Kielce, Poland. E-mail: iwanek@ujk.kielce.pl

The resulting tetratosylresorcinarene **2** was converted into new disubstituted chiral products **3a** and **3b** using L-proline and L-prolinol according to *Scheme 2*.



Scheme 2

bis-L-Proline-tetratosylresorcinarene (**3a**) and *bis*-L-prolinol-tetratosylresorcinarene (**3b**) were synthesized by standard Mannich reaction using formaldehyde and correspondingly L-proline and L-prolinol. The reaction was carried out in ethanol under reflux for 4 hours. After cooling the reaction mixture to room temperature, spectrally pure L-proline derivatives of tetratosylresorcinarene **3a** precipitated as a colorless solid, while the pure L-prolinol derivatives of tetratosylresorcinarenes **3b** were obtained by recrystallization from chloroform. The spectral data of these compounds are given in the Experimental Section. These L-proline and L-prolinol derivatives **3a** and **3b** having an electron lone pair at the nitrogen atom and the free hydroxy groups were then used for reaction with selected boron compounds such as boric acid, phenylboric acid, 3-chlorophenylboric acid, 3,5-dibromophenylboric acid as well as with trimethyl borate (*Scheme 3*). In all of these



Scheme 3

Table 1
Boron Derivatives of Tetratosylresorcinarenes **4a–h**

Product	X	R ₁	R ₂	R ₃
<i>out</i> -(<i>M,S,R,S_N,R_B</i>) (4a)	C=O	OH	OH	OH
<i>out</i> -(<i>M,S,R,S_N,S_B</i>) (4b)	C=O	Ph	OH	OH
<i>out</i> -(<i>M,S,R,S_N,S_B</i>) (4c)	C=O	3-ClC ₆ H ₅	OH	OH
<i>out</i> -(<i>M,S,R,S_N,S_B</i>) (4d)	C=O	3,5-Br ₂ C ₆ H ₄	OH	OH
<i>out</i> -(<i>M,S,R,S_N,R_B</i>) (4e)	C=O	OMe	OMe	OMe
<i>out</i> -(<i>M,S,R,S_N,R_B</i>) (4f)	CH ₂	Ph	OH	OH
<i>out</i> -(<i>M,S,R,S_N,R_B</i>) (4g)	CH ₂	3-ClC ₆ H ₅	OH	OH
<i>out</i> -(<i>M,S,R,S_N,R_B</i>) (4h)	CH ₂	3,5-Br ₂ C ₆ H ₄	OH	OH

reactions compounds **3a** and **3b**, by formation of a coordinate bond between the boron and the nitrogen atoms, afforded novel boron derivatives of the tetratosylresorcinarene **4a–h** containing bora-oxazine-oxazolidinone or bora-oxazine-oxazolidine rings (Table 1).

Reactions using *bis*-L-proline-tetratosylresorcinarene **3a** were carried out in acetonitrile heated at reflux while the reactions using *bis*-L-prolinol-tetratosylresorcinarene **3b** were performed in toluene with azeotropic removal of water from the reaction mixture.

The structures of all boron derivatives of the tetratosylresorcinarene **4a–h** were confirmed by ¹H and ¹³C NMR spectroscopy and in addition, by two-dimensional ¹H,¹H-COSY and ¹H,¹H-NOESY experiments confirming their spatial structure. In all reactions, the boat conformer of *out*-(*M,S,R*)-bora-oxazine-oxazolidinone or *out*-(*M,S,R*)-bora-oxazine-oxazolidine derivatives of tetratosylresorcinarene were obtained (according to stereochemical nomenclature proposed for C₄ symmetric compounds reported in the literature^{16,17}), with the bora-oxazine rings oriented outside of the resorcinarene cavity (*Isomerism "in-out"*).¹⁸ Such arrangement of rings cause the phenyl groups attached to boron atoms to point to the inside of the resorcinarene cavity. There is the most important part of the ¹H,¹H-NOESY spectrum (500 MHz) of bora-oxazine-oxazolidinone derivative **4d** with marked signals of coupling protons indicating the spatial structure of this compound in Figure 1. The comparison of the location of the signal of the methine proton H¹ of the L-proline moiety in the ¹H NMR spectrum (CDCl₃) of the *bis*-bora-L-proline-tetratosyl derivative **4d** and of L-proline derivative **3a** allowed us to rationalize that bora-oxazolidinone rings or the bora-oxazolidine rings in all of the boron derivatives are oriented outside of the resorcinarene cavity (*isomer out*). The methine signals of **4d** located at δ 3.92 is shifted downfield in comparison to the corresponding signal of **3a** (δ 3.67). The coupling in NOESY spectra of **4d** between the methine proton H¹ and the aminomethylene protons H⁹ and between the aminomethylene protons H⁸ and the L-proline proton H⁷ lead to the conclusion that, in all the reactions, the isomers *out*-(*M,S,R*) of the bora-tetratosylresorcinarenes were obtained (Figure 1). These couplings are possible only when the bora-oxazine rings are closed in proposed direction and if the rings are oriented outside of the resorcinarene cavity.

In all of the reactions performed using L-proline-tetratosylresorcinarene **3a** as well as L-prolinol-tetratosylresorcinarene **3b**, two new stereogenic centers were generated at the boron atom and at the nitrogen atom as a result of forming bora-oxazine-oxazolidinone rings

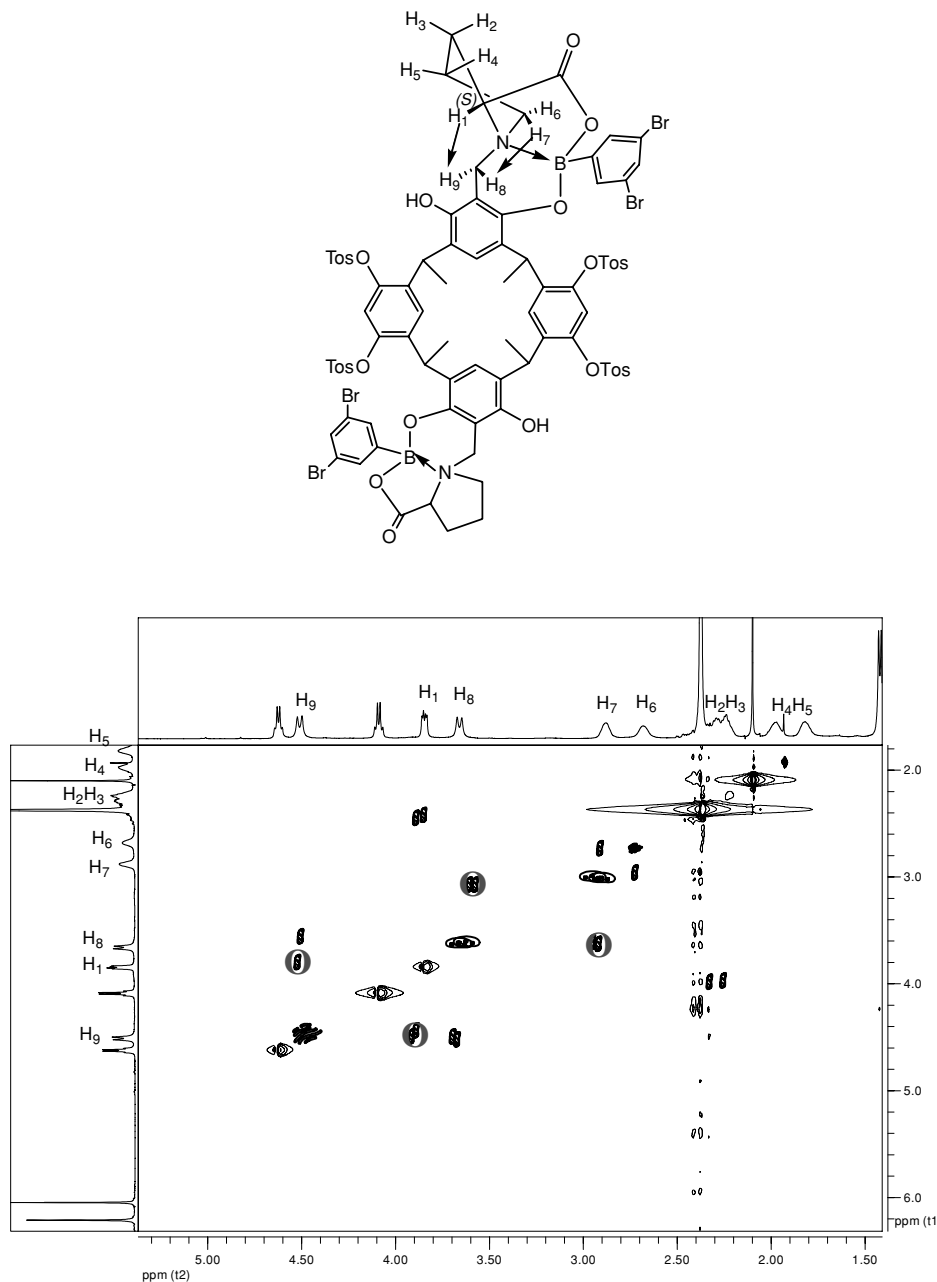


Figure 1. The most important portion of the $^1\text{H}, ^1\text{H}$ -NOESY spectra (500 MHz) of bora-oxazine-oxazolidinone derivative **4d**.

or bora-oxazine-oxazolidinone rings. In the case of the diastereoisomers **4b–e**, the nitrogen and boron atoms are of the *S*-configuration while in the case of **4a** and **4f–h** the nitrogen and boron atoms adopt *S*- and *R*-configurations respectively as shown in *Table 1*.

In conclusion this paper describes novel *bis*-L-proline and *bis*-L-prolinol derivatives of tetra-tosylresorcinarene synthesized *via* Mannich reaction from formaldehyde and

respectively L-proline and L-prolinol as well as the novel boron derivatives of tetratosylresorcinarene as results of reaction of these derivatives with boron compounds. The structures all of the received derivatives were confirmed by NMR-spectroscopy. In all of reactions, the conformer of *out*-bora-oxazine-oxazolidinone or *out*-bora-oxazine-oxazolidine derivatives of tetratosylresorcinarene was obtained with two new stereogenic centers at the boron and the nitrogen atoms. The phenyl groups linked to the boron atoms are oriented toward the resorcinarene cavity.

Experimental Section

All ^1H - and ^{13}C NMR, 2D NMR (^1H , ^1H -COSY and ^1H , ^1H -NOESY) spectra were measured at 499.893 MHz, on a Bruker DRX 500 spectrometer. Mass spectra were recorded on an Esquire 3000 ion trap mass spectrometer (Bruker Daltonik) and on a Bruker APEX III FT MS at the University in Bielefeld, with the electrospray (ES) technique. Melting points were determined with a Boëtius melting point instrument and are uncorrected. Optical rotation values were measured on an Optical Perkin–Elmer 341 Model polarimeter that was operated at λ 589 nm, which corresponds to the sodium D line at 25°C. Elemental analyses were performed by a Perkin–Elmer 2400 model instruments. All chromatographic manipulations used silica gel 60 (SiO_2 , Merck, particle size 0.040–0.063 mm, 230–240 mesh) as the adsorbent. Reactions were monitored by thin layer chromatography (TLC) on plastic sheets coated with Merck Kieselgel 60 F254 silica gel. TLC plates were visualized by UV radiation at a wavelength of 254 nm. Reagents and solvents were obtained from Fluka and Merck and were used without purification.

Procedure for Tetratosylresorcinarene (2)

To a solution of resorcinarenes **1** (10 mmol, 5.45 g) in MeCN (100 ml), was added anhydrous Et_3N (40 mmol, 4.04 g) and the mixture was stirred at 25°C for 15 min. A solution of tosyl chloride (40 mmol, 7.68 g) in MeCN (50 ml) was added and the reaction mixture was stirred for 12 hours. The precipitated solid was collected and washed with MeCN (2×20 ml), water (20 ml), and then was dissolved in DMF (50 ml) and extracted with water- CHCl_3 . The organic layer was dried with MgSO_4 . After solvent removal the pure product was obtained as a colorless solid (7.73 g, 67%) mp. 311–312°C, *lit.*¹⁵ mp. 310–313°C).

Procedure for bis-L-Proline- and bis-L-Prolinoltetratosyloresorincarene (3a and 3b)

To a warm solution of tetratosylresorcinarene **2** (4.3 mmol, 5.00 g), L-prolinol (8.7 mmol, 0.90 ml) or L-proline (8.7 mmol, 1.00 g) in EtOH (120 ml), formaldehyde (8.7 mmol, 0.09 ml) was added and the mixture was refluxed gently. After 4 h, the reaction mixture was cooled to 25°C. In the case of reaction with L-proline, the precipitated white solid was collected and washed with EtOH to afford spectrally pure product. In the case of reaction using L-prolinol, the solvent was removed under vacuum and the residue was purified by crystallization from CHCl_3 .

bis-L-Prolinetetratosylresorcinarene (3a), 70% yield, mp. 193–194°C, $[\alpha]_{\text{D}}^{25} = -5^\circ$ (CH_3OH , c 0.138).

^1H NMR (500 MHz) [CDCl_3 , 25°C): δ 1.58 (d, $J = 6.9\text{Hz}$, 6H, $-\text{CH}_3$), 1.61 (d, $J = 6.9\text{Hz}$, 6H, $-\text{CH}_3$), 1.69 (m, 1H, H5), 1.86 (m, 1H, H4), 1.94 (m, 1H, H3), 2.26 (m, 1H, H2), 2.82 (s, 6H, Ar- CH_3), 2.88 (s, 6H, Ar- CH_3), 2.87 (q, $J = 8.0\text{Hz}$, 1H, H7), 3.16 (m, 1H, H6), 3.67 (dd, $J = 8.0, 4.0\text{Hz}$, 1H, H1), 3.76 (s, 4H, $-\text{OH}$), 3.96 (d, $J = 16.0\text{Hz}$, 2H, H8), 4.03 (d, $J = 12.0\text{Hz}$, 2H, H9), 4.74 (k, $J = 6.9\text{Hz}$, 2H, $-\text{CHCH}_3$), 4.80 (q, $J = 6.9\text{Hz}$, 2H, $-\text{CHCH}_3$), 6.14 (s, 2H, ArH), 7.88 (m, 3H, ArH), 8.16 (d, $J = 6.9\text{Hz}$, 8H, ArH), 8.19 (d, $J = 6.9\text{Hz}$, 8H, ArH).

^{13}C NMR (500 MHz) DMSO-d_6 , 25°C): δ 20.57, 20.87, 21.23, 22.68, 28.69, 30.20, 30.35, 49.64, 52.31, 65.94, 109.04, 113.18, 121.91, 122.23, 123.85, 127.97, 128.03, 130.33, 132.41, 138.14, 143.98, 144.03, 145.80, 151.46, 152.35, 175.35.

EI-MS (70 eV): m/z (%): 1415, 6346.

IR [cm^{-1}]: (600, 724, 844, 920, 1008, 1136, 1184, 1192, 1320, 1556, 1600, 3000, 3480).

Anal. Calcd for $\text{C}_{72}\text{H}_{74}\text{N}_2\text{O}_{20}\text{S}_4$: C, 61.09; H, 5.27; N, 1.78; S, 9.06.

Found: C, 60.98; H, 5.29; N, 1.81; S, 9.08.

bis-L-Prolinetetrasylresorcinarene (3b), 65% yield, mp. 197–198 $^\circ\text{C}$, $[\alpha]_{\text{D}}^{25} = +59^\circ$ (CHCl_3 , c 0.276).

^1H NMR (500 MHz) CDCl_3 , 25°C): δ 1.31 (d, $J = 6.9\text{Hz}$, 6H, $-\text{CH}_3$), 1.38 (d, $J = 6.9\text{Hz}$, 6H, $-\text{CH}_3$), 1.90 (m, 4H, H5, H4, H3), 2.00 (m, 2H, H2), 2.38 (m, 2H, H6), 2.42 (s, 6H, Ar- CH_3), 2.44 (s, 6H, Ar- CH_3), 3.05 (m, 2H, H7), 3.28 (m, 2H, H1), 3.78 (m, 4H, CH_2OH), 4.16 (d, $J = 13.5\text{Hz}$, 2H, H8), 4.33 (d, $J = 13.5\text{Hz}$, 2H, H9), 4.43 (m, 4H, $-\text{CHCH}_3$), 6.02 (s, 2H, ArH), 6.57 (s, 2H, ArH), 7.08 (s, 2H, ArH), 7.38 (d, $J = 8.0\text{Hz}$, 4H, ArH), 7.40 (d, $J = 8.0\text{Hz}$, 4H, ArH), 7.85 (d, $J = 8.0\text{Hz}$, 4H, ArH), 7.87 (d, $J = 8.0\text{Hz}$, 4H, ArH).

^{13}C NMR (500 MHz) CDCl_3 , 25°C): δ 19.78, 19.94, 21.81, 21.84, 22.77, 25.66, 25.96, 30.68, 32.60, 32.70, 45.75, 52.92, 60.64, 67.71, 76.75, 77.00, 77.26, 108.69, 115.59, 122.95, 126.67, 127.01, 128.46, 128.55, 130.35, 130.42, 131.91, 132.30, 138.86, 139.63, 145.11, 145.32, 146.06, 146.31, 152.76, 153.34.

EI-MS (70 eV): m/z (%): 1387, 6682.

IR [cm^{-1}]: (840, 916, 1008, 1176, 1184, 1244, 1256, 1320, 1480, 1700, 2968, 3512).

Anal. Calcd for $\text{C}_{72}\text{H}_{78}\text{N}_2\text{O}_{18}\text{S}_4$: C, 62.32; H, 5.67; N, 2.09; S, 9.24.

Found: C, 62.27; H, 5.68; N, 2.13; S, 9.26.

General Procedure for the Synthesis of the Boron Derivatives from

bis-L-Proline-tetrasylresorcinarene (4a–e)

A solution of bis-L-prolinetetrasylresorcinarene **3a** (0.7 mmol, 1.0 g) and corresponding derivative of boric acid in MeCN (50 ml) was heated under reflux for 5h. After evaporation of the solvent, the residue was purified by crystallization from CHCl_3 or by column chromatography with acetone-hexane (2:3) as eluent.

Product of Reaction with $\text{B}(\text{OH})_3$ (4a), 90% yield, was purified by crystallization from CHCl_3 , mp. $>340^\circ\text{C}$, $[\alpha]_{\text{D}}^{25} = -205^\circ$ (CHCl_3 , c 0.284).

^1H NMR (500 MHz) CDCl_3 , 25°C): δ 1.19 (d, $J = 6.9\text{Hz}$, 6H, $-\text{CH}_3$), 1.46 (d, $J = 6.9\text{Hz}$, 6H, $-\text{CH}_3$), 2.03 (m, 4H, H4 i H5), 2.25 (m, 2H, H3), 2.27 (m, 2H, H2), 2.43 (s, 6H, Ar- CH_3), 2.51 (s, 6H, Ar- CH_3), 2.80 (m, 2H, H6), 3.60 (d, $J = 16.0\text{Hz}$, 2H, H8),

3.79 (dd, $J = 8.0, 4.0$ Hz, 2H, H1), 4.16 (d, $J = 12.0$ Hz, 2H, H9), 4.21 (m, 2H, H7), 4.35 (q, $J = 6.9$ Hz, 2H, -CHCH₃), 4.56 (q, $J = 6.9$ Hz, 2H, -CHCH₃), 6.29 (s, 2H, ArH), 6.56 (s, 2H, ArH), 7.10 (s, 2H, ArH), 7.41 (d, $J = 6.9$ Hz, 4H, ArH), 7.50 (d, $J = 6.9$ Hz, 4H, ArH), 7.90 (d, $J = 6.9$ Hz, 4H, ArH), 8.06 (d, $J = 6.9$ Hz, 4H, ArH).

¹³C NMR (500 MHz) CDCl₃, 25°C): δ 9.521, 20.943, 21.703, 21.856, 24.917, 29.102, 31.697, 32.459, 52.322, 59.077, 59.077, 69.109, 76.744, 76.999, 77.252, 108.269, 115.160, 119.233, 124.364, 125.927, 127.014, 128.357, 128.825, 130.128, 130.705, 130.897, 133.041, 138.171, 141.198, 144.417, 145.026, 145.714, 146.771, 150.223, 152.840, 171.906.

EI-MS (70 eV): m/z (%): 1467, 2388.

IR [cm⁻¹]: (684, 792, 848, 972, 1020, 1092, 1128, 1176, 1368, 1488, 1600, 1740, 2968, 3432).

Anal. Calcd for C₇₂H₇₂B₂N₂O₂₂S₄: C, 58.94; H, 4.95; N, 1.91; S, 8.74; B, 1.47.

Found: C, 59.09; H, 5.05; N, 1.98; S, 8.77; B, 1.49.

Product of Reaction with PhB(OH)₂ (4b), 60% yield, was purified by crystallization from CHCl₃, mp. 218–219°C, [α]_D²⁵ = -224° (CHCl₃, c 0.208).

¹H NMR (500 MHz) CDCl₃, 25°C): δ 1.13 (d, $J = 6.5$ Hz, 6H, -CH₃), 1.43 (d, $J = 6.5$ Hz, 6H, -CH₃), 1.82 (m, 2H, H5), 1.85 (m, 2H, H4), 2.26 (m, 2H, H3), 2.33 (s, 6H, Ar-CH₃), 2.37 (s, 6H, Ar-CH₃), 2.43 (m, 2H, H2), 3.09 (m, 2H, H6), 3.58 (d, $J = 13.5$ Hz, 2H, H8), 3.91 (dd, $J = 9.0, 3.5$ Hz, 2H, H1), 4.03 (m, 2H, H7), 4.13 (q, $J = 6.5$ Hz, 2H, -CHCH₃), 4.26 (d, $J = 13.5$ Hz, 2H, H9), 4.59 (q, $J = 6.5$ Hz, 2H, -CHCH₃), 6.06 (s, 2H, ArH), 6.27 (s, 2H, ArH), 7.05 (s, 2H, ArH), 7.32 (d, $J = 6.9$ Hz, 4H, ArH), 7.35 (d, $J = 8.0$ Hz, 4H, ArH), 7.38 (d, $J = 8.0$ Hz, 4H, ArH), 7.81 (d, $J = 8.0$ Hz, 4H, ArH).

¹³C NMR (500 MHz) CDCl₃, 25°C): δ 18.955, 20.757, 21.717, 21.768, 23.527, 27.229, 32.055, 32.651, 49.735, 60.179, 66.251, 76.746, 77.000, 77.255, 105.795, 114.828, 117.946, 123.671, 126.223, 126.445, 127.699, 128.024, 128.140, 129.065, 129.963, 130.144, 130.429, 132.253, 133.715, 137.481, 140.514, 144.300, 145.115, 145.548, 146.371, 150.821, 153.010, 173.813.

EI-MS (70 eV): m/z (%): 1587, 4360.

IR [cm⁻¹]: (744, 798, 840, 932, 1160, 1152, 1184, 1324, 1420, 1536, 1556, 1684, 2960, 3120).

Anal. Calcd for C₈₄H₈₀B₂N₂O₂₀S₄: C, 63.56; H, 5.08; N, 1.76; S, 8.08; B, 1.36.

Found: C, 63.58; H, 5.12; N, 1.78; S, 8.13; B, 1.39.

Product of Reaction with 3-CIPhB(OH)₂ (4c), 74% yield, was purified by column chromatography with acetone-hexane (2:3), mp. 213–214°C, [α]_D²⁵ = -271° (CHCl₃, c 0.164).

¹H NMR (500 MHz) CDCl₃, 25°C): δ 1.20 (d, $J = 6.9$ Hz, 6H, -CH₃), 1.25 (m, 4H, H4 and H5), 1.50 (d, $J = 6.9$ Hz, 6H, -CH₃), 1.89 (m, 4H, H2 and H3), 2.40 (s, 6H, Ar-CH₃), 2.44 (s, 6H, Ar-CH₃), 2.50 (m, 2H, H6), 3.65 (d, $J = 16.0$ Hz, 2H, H8), 3.98 (dd, $J = 8.0, 4.0$ Hz, 2H, H1), 4.20 (q, $J = 6.9$ Hz, 4H, -CHCH₃), 4.33 (d, $J = 12.0$ Hz, 2H, H9), 4.52 (m, 2H, H7), 4.66 (q, $J = 6.9$ Hz, 4H, -CHCH₃), 6.11 (s, 2H, ArH), 6.34 (s, 2H, ArH), 6.77 (s, 2H, ArH), 7.41 (m, 10H, ArH), 7.89 (d, $J = 6.9$ Hz, 4H, ArH).

¹³C NMR (500 MHz) CDCl₃, 25°C): δ 18.991, 20.688, 21.717, 21.724, 21.806, 23.699, 27.266, 32.084, 32.644, 49.943, 60.347, 66.377, 76.750, 77.004, 77.258, 106.021, 115.027, 118.461, 123.909, 126.383, 126.459, 128.116, 128.182, 128.984, 129.590, 129.959,

130.136, 130.426, 130.477, 131.834, 133.693, 133.765, 137.463, 140.494, 144.296, 145.180, 145.472, 146.539, 150.820, 152.769, 173.372.

EI-MS (70 eV): m/z (%): 1656,3262.

IR [cm^{-1}]: (604, 784, 844, 932, 1080, 1192, 1288, 1324, 1420, 1540, 1568, 1688, 2968, 3472).

Anal. Calcd for $\text{C}_{84}\text{H}_{78}\text{B}_2\text{Cl}_2\text{N}_2\text{O}_{20}\text{S}_4$: C, 60.91; H, 4.75; N, 1.69; S, 7.74; B, 1.31; Cl, 4.28.

Found: C, 60.96; H, 4.77; N, 1.71; S, 7.76; B, 1.34; Cl, 4.29.

Product of Reaction with 3,5-Br₂PhB(OH)₂ (4d), 97% yield, was purified by column chromatography with acetone-hexane (2:3), mp. 235–236°C, $[\alpha]_{\text{D}}^{25} = -189^\circ$ (CHCl_3 , c 0.230).

¹H NMR (500 MHz) CDCl_3 , 25°C): δ 1.15 (d, $J = 6.9\text{Hz}$, 6H, $-\text{CH}_3$), 1.49 (d, $J = 6.9\text{Hz}$, 6H, $-\text{CH}_3$), 1.91 (m, 2H, H5), 2.05 (m, 2H, H4), 2.17 (s, 6H, Ar- CH_3), 2.30 (m, 4H, H2 and H3), 2.45 (s, 6H, Ar- CH_3), 2.74 (m, 2H, H6), 2.96 (m, 2H, H7), 3.76 (d, $J = 16.0\text{Hz}$, 2H, H8), 3.92 (dd, $J = 8.0, 4.0\text{Hz}$, 2H, H1), 4.15 (q, $J = 6.9\text{Hz}$, 4H, $-\text{CHCH}_3$), 4.57 (d, $J = 12.0\text{Hz}$, 2H, H9), 4.69 (q, $J = 6.9\text{Hz}$, 4H, $-\text{CHCH}_3$), 6.11 (s, 2H, ArH), 6.28 (s, 2H, ArH), 6.76 (s, 2H, ArH), 7.05 (s, 2H, ArH), 7.13 (d, $J = 6.9\text{Hz}$, 4H, ArH), 7.37 (d, $J = 6.9\text{Hz}$, 4H, ArH), 7.44 (d, $J = 6.9\text{Hz}$, 4H, ArH), 7.61 (m, 2H, ArH), 7.67 (m, 2H, ArH), 7.91 (d, $J = 6.9\text{Hz}$, 4H, ArH).

¹³C NMR (500 MHz) CDCl_3 , 25°C): δ 18.750, 20.448, 21.721, 21.816, 24.140, 27.546, 30.913, 32.120, 32.575, 50.423, 60.723, 66.403, 76.744, 76.999, 77.252, 107.292, 115.527, 119.802, 123.001, 124.218, 126.544, 126.623, 128.116, 128.959, 129.794, 129.916, 130.540, 133.426, 133.591, 133.696, 137.467, 140.178, 144.353, 145.222, 146.676, 150.997, 152.531, 172.941.

EI-MS (70 eV): m/z (%): 1903,0204.

IR [cm^{-1}]: (600, 788, 932, 960, 1080, 1136, 1192, 1272, 1324, 1420, 1556, 1672, 2960, 3016).

Anal. Calcd for $\text{C}_{84}\text{H}_{76}\text{B}_2\text{Br}_4\text{N}_2\text{O}_{20}\text{S}_4$: C, 53.02; H, 4.03; N, 1.47; S, 6.74; B, 1.14; Br, 16.79.

Found: C, 53.00; H, 4.10; N, 1.43; S, 6.79; B, 1.18; Br, 16.82.

Product of Reaction with B(OCH₃)₃ (4e), 65% yield, was purified by column chromatography with acetone-hexane (2:3), mp. 189–190°C, $[\alpha]_{\text{D}}^{25} = -103^\circ$ (CHCl_3 , c 0.362).

¹H NMR (500 MHz) CDCl_3 , 25°C): δ 1.28 (d, $J = 6.9\text{Hz}$, 6H, $-\text{CH}_3$), 1.49 (d, $J = 6.9\text{Hz}$, 6H, $-\text{CH}_3$), 1.99 (m, 2H, H5), 2.10 (m, 2H, H4), 2.25 (m, 2H, H3), 2.25 (m, 2H, H2), 2.34 (s, 6H, Ar- CH_3), 2.48 (s, 6H, Ar- CH_3), 2.86 (m, 2H, H6), 3.21 (s, 6H, $-\text{OCH}_3$), 3.45 (d, $J = 14.9\text{Hz}$, 2H, H8), 3.75 (dd, $J = 8.0, 4.0\text{Hz}$, 2H, H1), 4.02 (m, 2H, H7), 4.20 (d, $J = 14.9\text{Hz}$, 2H, H9), 4.24 (q, $J = 6.9\text{Hz}$, 4H, $-\text{CHCH}_3$), 4.51 (q, $J = 6.9\text{Hz}$, 4H, $-\text{CHCH}_3$), 6.20 (s, 2H, ArH), 6.57 (s, 2H, ArH), 6.76 (s, 2H, ArH), 7.07 (s, 2H, ArH), 7.43 (d, $J = 6.9\text{Hz}$, 4H, ArH), 7.51 (d, $J = 6.9\text{Hz}$, 4H, ArH), 7.84 (d, $J = 6.9\text{Hz}$, 4H, ArH), 8.01 (d, $J = 6.9\text{Hz}$, 4H, ArH).

¹³C NMR (100 MHz) CDCl_3 , 25°C): δ 20.316, 20.453, 20.791, 21.221, 23.661, 24.109, 24.337, 24.712, 25.791, 28.249, 28.825, 29.017, 29.144, 29.291, 29.437, 29.602, 29.821, 30.360, 30.452, 32.124, 33.322, 36.219, 40.734, 46.172, 50.066, 52.003, 52.670, 55.833, 58.364, 58.566, 67.367, 68.354, 79.185, 100.489, 109.017, 109.346, 113.888, 114.044, 124.710, 124.874, 125.148, 127.817, 127.890, 128.027, 128.585, 128.896, 130.239,

130.404, 132.241, 132.241, 132.314, 132.479, 132.762, 138.026, 138.282, 143.510, 143.793, 145.375, 145.695, 145.877, 149.954, 151.453, 151.855, 171.879, 172.127.

EI-MS (70 eV): m/z (%): 1497,3082.

IR [cm^{-1}]: (668, 760, 836, 992, 1072, 1192, 1224, 1324, 1372, 1484, 1600, 1748, 2968, 3080).

Anal. Calcd for $\text{C}_{74}\text{H}_{78}\text{B}_2\text{N}_2\text{O}_{22}\text{S}_4$: C, 59.36; H, 5.25; N, 1.87; S, 8.57; B, 1.44.

Found: C, 59.33; H, 5.23; N, 1.89; S, 8.55; B, 1.48.

General Procedure for the Synthesis of the Boron Derivatives from bis-L-Prolinol-tetratosylresorcinarene (4f–h)

A mixture of bis-L-prolinoltetratosyloresorcinarene **3b** (0.7 mmol, 0.97 g) and phenylboric acid (1.5 mmol) or its derivatives in toluene (50 ml) heated for 5h at 140°C with azeotropic socket. After evaporation of the solvent the residue was purified by column chromatography with acetone-hexane (2:3) as eluent.

Product of Reaction with PhB(OH)₂ (4f), 61% yield, mp. 295–296°C, $[\alpha]_{\text{D}}^{25} = +121^\circ$ (CHCl_3 , c 0.234).

^1H NMR (500 MHz) CDCl_3 , 25°C): δ 1.25 (d, $J = 6.9\text{Hz}$, 6H, $-\text{CH}_3$), 1.42 (d, $J = 6.9\text{Hz}$, 6H, $-\text{CH}_3$), 1.46 (m, 2H, H5), 1.51 (m, 2H, H4), 2.05 (m, 2H, H4), 2.16 (s, 6H, Ar- CH_3), 2.21 (s, 6H, Ar- CH_3), 2.44 (m, 2H, H2), 3.19 (m, 2H, H6), 3.35 (dd, $J = 9.0, 4.5\text{Hz}$, 2H, H7), 3.41 (m, 2H, H1), 3.74 (d, $J = 15.5\text{Hz}$, 2H, H8), 4.05 (d, $J = 15.5\text{Hz}$, 2H, H9), 4.31 (dd, $J = 14.5, 7.0\text{Hz}$, 2H, HA), 4.44 (dd, $J = 14.5, 7.0\text{Hz}$, 2H, HB), 4.51 (q, $J = 7.0\text{Hz}$, 4H, $-\text{CHCH}_3$), 4.58 (q, $J = 7.0\text{Hz}$, 4H, $-\text{CHCH}_3$), 6.20 (s, 2H, ArH), 6.36 (s, 2H, ArH), 6.47 (d, $J = 7.0\text{Hz}$, 4H, ArH), 6.58 (d, $J = 7.0\text{Hz}$, 4H, ArH), 6.60 (s, 2H, ArH), 7.06 (s, 2H, ArH), 7.15 (s, 2H, ArH), 7.32 (d, $J = 7.0\text{Hz}$, 4H, ArH), 7.45 (m, 4H, ArH), 7.61 (d, $J = 7.0\text{Hz}$, 2H, ArH), 7.87 (d, $J = 7.0\text{Hz}$, 4H, ArH).

^{13}C NMR (500 MHz) CDCl_3 , 25°C): δ 19.755, 20.857, 21.712, 21.759, 21.762, 22.878, 23.631, 26.889, 27.342, 30.921, 31.542, 32.055, 32.302, 32.653, 49.732, 60.279, 66.168, 76.744, 76.997, 77.256, 103.584, 107.792, 115.148, 117.926, 122.674, 126.893, 127.695, 128.124, 128.540, 128.673, 129.165, 129.183, 130.101, 130.229, 130.456, 130.621, 132.893, 133.915, 137.581, 144.728, 145.515, 145.858, 146.471, 150.182, 153.042.

EI-MS (70 eV): m/z (%): 1559,4696.

IR [cm^{-1}]: (744, 798, 840, 932, 1160, 1152, 1184, 1324, 1420, 1536, 1556, 1684, 2960, 3120).

Anal. Calcd for $\text{C}_{84}\text{H}_{84}\text{B}_2\text{N}_2\text{O}_{18}\text{S}_4$: C, 64.70; H, 5.43; N, 1.80; S, 8.22; B, 1.39.

Found: C, 64.68; H, 5.46; N, 1.83; S, 8.26; B, 1.35.

Product of Reaction with 3-ClPhB(OH)₂ (4g), 53% yield, mp. 267–268°C, $[\alpha]_{\text{D}}^{25} = +135^\circ$ (CHCl_3 , c 0.276).

^1H NMR (500 MHz) CDCl_3 , 25°C): δ 1.34 (d, $J = 6.9\text{Hz}$, 6H, $-\text{CH}_3$), 1.47 (d, $J = 6.9\text{Hz}$, 6H, $-\text{CH}_3$), 1.93 (m, 2H, H5), 2.01 (m, 2H, H4), 2.15 (s, 6H, Ar- CH_3), 2.19 (m, 2H, H3), 2.27 (s, 6H, Ar- CH_3), 2.37 (m, 2H, H2), 3.05 (m, 2H, H1), 3.32 (m, 4H, H6 and H7), 3.70 (d, $J = 15.5\text{Hz}$, 2H, H8), 4.06 (d, $J = 15.5\text{Hz}$, 2H, H9), 4.33 (dd, $J = 14.5, 6.8\text{Hz}$, 2H, HA), 4.46 (dd, $J = 14.5, 6.8\text{Hz}$, 2H, HB), 4.52 (q, $J = 6.9\text{Hz}$, 4H, $-\text{CHCH}_3$), 4.57 (q, $J = 6.9\text{Hz}$, 4H, $-\text{CHCH}_3$), 6.18 (s, 2H, ArH), 6.45 (s, 2H, ArH), 6.51 (d, $J = 7.0\text{Hz}$, 2H, ArH), 6.74 (s, 2H, ArH), 6.78 (d, $J = 7.0\text{Hz}$, 4H, ArH), 7.07 (s, 2H, ArH), 7.16 (s, 2H,

ArH), 7.13 (s, 2H, ArH), 7.06 (s, 2H, ArH), 7.45 (m, 4H, ArH), 7.64 (d, $J = 7.0\text{Hz}$, 2H, ArH), 7.89 (d, $J = 7.0\text{Hz}$, 4H, ArH).

^{13}C NMR (100 MHz) CDCl_3 , 25°C): δ 19.197, 19.611, 20.151, 21.761, 21.799, 21.838, 21.869, 22.752, 25.623, 30.691, 30.918, 31.970, 32.266, 32.486, 32.861, 59.809, 67.809, 76.744, 76.999, 77.252, 103.631, 107.050, 115.034, 115.919, 120.045, 126.949, 128.161, 128.560, 128.681, 129.178, 130.069, 130.209, 130.412, 130.503, 130.674, 132.940, 133.919, 137.579, 144.737, 145.669, 145.805, 146.044, 146.534, 153.188.

EI-MS (70 eV): m/z (%): 1628, 3598.

IR [cm^{-1}]: (664, 696, 844, 976, 1084, 1176, 1192, 1272, 1360, 1480, 1596, 2976, 3488).

Anal. Calcd for $\text{C}_{84}\text{H}_{82}\text{B}_2\text{Cl}_2\text{N}_2\text{O}_{18}\text{S}_4$: C, 61.96; H, 5.08; N, 1.72; S, 7.88; B, 1.33; Cl, 4.35.

Found: C, 62.03; H, 5.14; N, 1.71; S, 7.92; B, 1.35; Cl, 4.36.

Product of Reaction with 3,5- $\text{Br}_2\text{PhB}(\text{OH})_2$ (4h), 78% yield, mp. $282\text{--}283^\circ\text{C}$, $[\alpha]_{\text{D}}^{25} = +106^\circ$ (CHCl_3 , c 0.228).

^1H NMR (500 MHz) CDCl_3 , 25°C): δ 1.27 (d, $J = 6.9\text{Hz}$, 6H, $-\text{CH}_3$), 1.50 (d, $J = 6.9\text{Hz}$, 6H, $-\text{CH}_3$), 1.95 (m, 2H, H5), 1.99 (m, 2H, H4), 2.16 (m, 2H, H3), 2.35 (s, 6H, Ar- CH_3), 2.47 (s, 6H, Ar- CH_3), 2.91 (m, 2H, H2), 3.01 (m, 2H, H6), 3.22 (m, 2H, H7), 3.28 (dd, $J = 9.0, 4.5\text{Hz}$, 2H, H1), 3.69 (d, $J = 15.5\text{Hz}$, 2H, H8), 4.08 (d, $J = 15.5\text{Hz}$, 2H, H9), 4.33 (dd, $J = 14.5, 7.0\text{Hz}$, 2H, HA), 4.45 (dd, $J = 14.5, 7.0\text{Hz}$, 2H, HB), 4.53 (q, $J = 7.0\text{Hz}$, 4H, $-\text{CHCH}_3$), 4.56 (q, $J = 7.0\text{Hz}$, 4H, $-\text{CHCH}_3$), 6.20 (s, 2H, ArH), 6.36 (s, 2H, ArH), 6.47 (d, $J = 7.0\text{Hz}$, 4H, ArH), 6.58 (d, $J = 7.0\text{Hz}$, 4H, ArH), 6.60 (s, 2H, ArH), 7.06 (s, 2H, ArH), 7.13 (s, 2H, ArH), 7.06 (s, 2H, ArH), 7.45 (m, 4H, ArH), 7.64 (d, $J = 7.0\text{Hz}$, 2H, ArH), 7.89 (d, $J = 7.0\text{Hz}$, 4H, ArH).

^{13}C NMR (500 MHz) CDCl_3 , 25°C): δ 19.298, 19.702, 20.299, 20.607, 21.663, 21.862, 22.983, 23.392, 25.273, 26.875, 29.665, 31.424, 31.985, 32.299, 32.540, 32.883, 34.627, 66.139, 68.031, 68.974, 76.747, 77.001, 77.255, 103.582, 103.950, 107.086, 115.247, 117.970, 122.735, 126.953, 127.671, 128.192, 128.336, 128.501, 128.611, 128.841, 129.563, 130.108, 130.270, 130.374, 130.471, 130.550, 130.619, 135.535, 135.756, 145.708, 146.588, 154.049.

EI-MS (70 eV): m/z (%): 1875, 0540.

IR [cm^{-1}]: (552, 664, 840, 976, 1072, 1176, 1192, 1288, 1368, 1484, 1540, 1596, 2968, 3008).

Anal. Calcd for $\text{C}_{84}\text{H}_{80}\text{B}_2\text{Br}_4\text{N}_2\text{O}_{18}\text{S}_4$: C, 53.81; H, 4.30; N, 1.49; S, 6.84; B, 1.15; Br, 17.05.

Found: C, 53.79; H, 4.34; N, 1.53; S, 6.82; B, 1.18; Br, 17.08.

Acknowledgements

The authors gratefully acknowledge the financial support from DAAD (German Academic Exchange Service) for the Polish-German cooperation.

References

1. E. J. Corey, *Angew. Chem. Int. Eng. Ed.*, **41**, 1650 (2002).
2. E. J. Corey and C. J. Helal, *Angew. Chem. Int. Eng. Ed.*, **110**, 2092 (1998).

3. L. Guo-Qiang, L. Yue-Ming, S.C. Chan Albert, "Principles and Applications of Asymmetric Synthesis", John Wiley & Sons, 2001.
4. E. N. Jacobsen, A. Pfaltz, H. Yamamoto (Eds.), "Comprehensive Asymmetric Synthesis," Springer-Verlag, Berlin Heidelberg, 2000.
5. P. D. Woodgate, G. M. Horner, N. P. Maynard and E. R. Rickard, *J. Organomet. Chem.*, **215**, 595 (2000).
6. S. Thormeier, B. Carboni and D. E. Kaufmann, *J. Organomet. Chem.*, **136**, 657 (2002).
7. N. Farfan, H. Haepl, V. Barba, M. E. Ochoa, R. Santillan E. Gomez, and A. Gutierrez, *J. Organomet. Chem.*, **581**, 70 (1999).
8. M. Sanchez, O. Sanches, H. Haepl, M. E. Ochoa, D. Castillo, N. Farfan and S. Rojas-Lima, *J. Organomet. Chem.*, **689**, 811 (2004).
9. M. Sanchez, O. Sanches, H. Haepl, M. E. Ochoa, N. Farfan, R. Santillan and S. Rojas-Lima, *Chem. Eur. J.*, **6**, 612 (2002).
10. A. Flores-Rosa and R. Contreras, *Coord. Chem. Rev.*, **196**, 85 (2000).
11. W. Iwanek, R. Fröhlich, P. Schwab and V. Schurig, *Chem. Commun.*, 2516 (2002).
12. W. Iwanek, R. Fröhlich and V. Schurig, *J. Incl. Phenom. Macrocycl. Chem.*, **49**, 75 (2004).
13. W. Iwanek, M. Urbaniak, B. Gawdzik and V. Schurig, *Tetrahedron Asymm.*, **14**, 2787 (2003).
14. W. Iwanek, R. Frohlich and A. Wzorek, *Inorg. Chem. Comm.*, 603 (2005).
15. O. Lukin, A. Shivanyuk, V. Pirozhenko, I. F. Tsymbal and V. I. Kalchenko, *J. Org. Chem.*, **63**, 9510 (1998).
16. B. R. Buckley, J.Y. Boxhall, P.C. B. Page, Y. Chan, M. R. J. Elsegood, H. Heaney, K.E. Holmes, M. J. McIldowie, V. McKee, M. J. McGrath, M. Mocerino, A. M. Poulton, E. P. Sampler, B.W. Skelton and A. H. White, *Eur. J. Org. Chem.*, 5117 (2006).
17. B. R. Buckley, P. C. B. Page, Y. Chan, H. Heaney, M. Klaes, M. J. McIldowie, V. McKee, J. Mattay, M. Mocerino, E. Moreno, B. W. Skelton and A. H. White, *Eur. J. Org. Chem.*, 5135 (2006).
18. A. Wzorek, J. Mattay and W. Iwanek, *Tetrahedron Asymm.*, **18**, 815 (2007).